



**2017**

**2017-097**

**2017 08**

( )

1

2015

2

3

4

“ +”

“ +”

5

6

2015 6 10

5,000

5% 2016 6 22

& \$ %\* \$ % + 22

[2016]551 2017 5 5 & \$ %\* Q %\* +

2015

15%

.....	2
.....	7
.....	10
.....	12
.....	27
.....	37
.....	42
.....	43
.....	45
.....	50
.....	157



			300130
	Nexgo Inc.		
	Nexgo		

	17A	17A
	0755-83481391	0755-83481391
	0755-83890344	0755-83890344
	songjing@nexgo.com.cn	fangyuan@nexgo.com.cn

1

2016

2

2016

3

2016

4





POS

POS

POS

POS

POS

POS MPOS

C



2017

POS N5

2017

505,247,799.78

31,108,697.22

1

POS

POS

POS

POS

2

3

4

1

2017

2 2017 6

2018 1 1

“ ” “ ”

	505,247,799.78	536,085,683.13	-5.75%	
	304,439,435.01	324,877,960.11	-6.29%	
	46,744,270.34	51,392,827.92	-9.05%	
	121,161,818.25	120,671,022.00	0.41%	
	12,380,519.08	11,793,918.72	4.97%	
	1,804,905.41	889,975.42	1	102.80%

---

	29,075,730.52	15,429,120.14	46.93%	-15.93%	-14.55%	-0.86%
	35,681,201.61	12,117,747.30	66.04%	100.00%	100.00%	100.00%
	9,656,556.20	0.00	100.00%	23.65%	-100.00%	28.1%
	1,072,204.20					

	3					
	242,972,148.30	9.06%	199,474,860.47	7.94%	1.12%	
	508,766,122.08	18.97%	673,882,917.21	26.82%	-7.85%	
	394,329,017.10	14.70%				

---

“ ”

1

2

3

4

5

1


0


30	2016	4	20	40,000	39,640	2017	6
	0.5						

2


	( )	(1)	(2)	(3) (2)/(1)						
1.		2,690	2,690	1,967.88	73.16%	2012	12	10		
2.		5,621	5,621	3,041.83	54.12%				1,054.62	
3.		15,306	15,306	16,001.8						2



	<p style="text-align: center;">20% <span style="float: right;">4%</span></p> <p style="text-align: center;">2,860      2016 9 1      2016 12 28</p> <p style="text-align: center;">“ 2,360”</p>
	<p>1 2011      2011 3 21</p> <p>2011 4 1      1</p> <p>2012 8 27      2012</p> <p>“      ”      1</p> <p>2      2011 8 5</p> <p>“      ”      (      )</p> <p>1.35</p> <p>3      2011 10 24</p> <p>4,500</p> <p>2011 10      4,500</p> <p>4      2012 8 27      2012</p> <p>3,700</p> <p>2012 8      3,700</p> <p>5      2012 12 10</p> <p>20%      2,000</p> <p>20%      2013 1 5      2,000</p> <p>20%      80%</p> <p>“      ”      2016 6 27</p> <p>20%</p> <p>20%</p> <p>4%      20%      2,860      2016 9 1</p> <p>2016 6 27</p> <p>2,360</p> <p style="text-align: right;">2,360</p> <p style="text-align: right;">2016</p> <p style="text-align: right;">2017</p> <p>6 30      2,000</p>



6 2014 1 3



2 " 5,621 2013  
12 31 2010 6 " 2010 2  
" "2 " " "  
" " 2  
2015 1 26  
2015 1



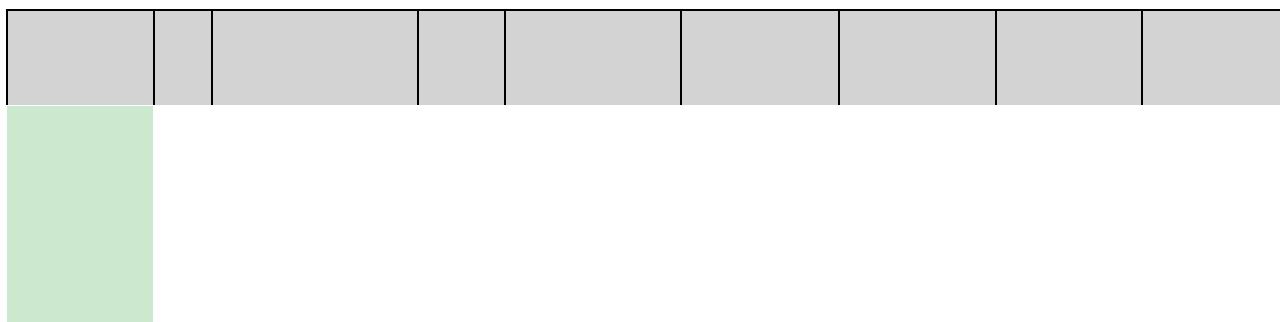
2

3

1

2

10%





2015

2

3

4

+

+

5

6

2015 6 10

5,000

5% 2016 6 22

[2016]551

2017 5 5

[2017] 462

2017 5 11

7

8

24

2016

2017 3 22

2017 7

2017 1146

9

100%

2015

15%

**1**



“ ”

( )			( )	( )	( )		
	7.33			-	-		

2014

2015

2017

2014

1.





---

2017	2017/4/24	
	2017/4/24	
2016	2017/5/9	2017-061
2016	2017/5/9	
	2017/5/9	
	2017/5/16	2017-067
2017	2017/5/16	2017-071
	2017/5/16	2017-068
2017	2017/5/16	
	2017/5/16	

5

1

1

2

3

2

1

--	--	--	--	--	--	--	--	--	--

---

						2017 5
	2017 04		2017 05			22
	18	220,000	22	7,000		2017 11
						28

A1+B1+C1	244,000			A2+B2+C2	52,571			
A3+B3+C3	0			A4+B4+C4	52,571			
A4+B4+C4				34.75%				
D				0				
E 70%				0				
F 50%				0				
D+E+F				0				

2

3

1

2



**1**



+

2

			21,667		8		0
		5%			10		
		31.95%	76,640,000		57,480,000	19,160,000	
		10.59%	25,405,760		19,054,320	6,351,440	13,050,000
		4.75%	11,400,000		0	11,400,000	5,900,000
		3.86%	9,260,000		0	9,260,000	8,999,800
		3.81%	9,146,500		0	9,146,500	
		1.07%	2,574,346		0	2,574,346	
		0.91%	2,172,900		2,172,900	0	
		0.89%	2,145,654		0	2,145,654	







---

		2,172,900	0	0	2,172,900	0	0	0
		2,000	0					



---

			7008

		4	0.5
--	--	---	-----





134,000

20,520

**1**

2017 06 30

		274,295,333.47

---

	39,619,169.44	20,115,055.42
	1,015,611,962.49	1,096,577,971.18



---

	704,042,530.26	667,676,162.93
	-20,558.63	

	50,000,000.00	50,000,000.00
	9,755,553.08	6,720,595.75
	2,355,061,311.43	2,365,747,142.15
	22,239,783.70	21,761,591.70
	3,738,962.18	2,053,309.88
	2,600,788.25	3,149,397.17
		824,850.00
	2,443,396,398.64	2,450,256,886.65

	20,000,000.00	20,000,000.00
	1,024,729,129.36	1,217,076,525.34
	60,000,000.00	70,000,000.00
	397,725,682.52	397,154,334.33
	18,044,475.06	20,455,287.15
	475,770,157.58	487,609,621.48
	1,500,499,286.94	1,704,686,146.82

---

	505,247,799.78	536,085,683.13



1,804,905.41

889,975.42

4

	61,132,719.80	199,298,608.22
	44,983,834.72	138,541,826.14
	48,765.50	901,058.02
	1,202,184.65	4,002,913.78
	27,655,715.64	31,008,380.10

1.		
2.		
3.		
4.		
5.		
6.		
	24,652,119.53	15,642,988.95

5




		372,000,000.00
		400,000,000.00
	800,000.00	246,858.47
	31,267,471.10	772,246,858.47
	26,411,726.00	198,100,543.06
	39,732,643.59	20,439,667.12
	30,488,304.76	106,437,031.36
	96,632,674.35	324,977,241.54
	-65,365,203.25	447,269,616.93
	-73,441.36	-8,597.61
	-308,900,568.68	-126,715,212.32
	538,633,929.22	388,823,193.17
	229,733,360.54	262,107,980.85

6

	82,983,336.88	274,927,939.53
	3,246.37	7,330,091.20
	208,655,463.17	657,943,130.94
	291,642,046.42	940,201,161.67
	121,738,071.12	302,491,675.94
	35,979,022.42	62,218,783.13
	100,251.65	11,855,775.97
	143,484,089.75	436,487,968.11

---

	20,000,000.00	
	51,442,500.00	

7

	235,43				667,676						
	4,080.				,162.93						
	00										

											-	-
											14,128, 708.50	14,128, 708.50
1												
2												
3											-	-
											14,128, 708.50	14,128, 708.50
4												

---






0.00		24,685,76 4.62	165,396 ,961.33	1,021,435 ,628.58
		24,685,76 4.62	165,396 ,961.33	1,021,435 ,628.58
282,596.8 5		964,567.6 6	- 2,869,9 59.03	68,829,65 1.37
282,596.8 5			9,645,6 76.63	9,928,273 48

---

1											
2											
3											
4											



---

	705	14.8421%
	705	14.8421%
	160	3.3684%
	100	2.1053%

2016 12 31

4,459,920

235,481,280

2016 4 29

914403007311028524

( )

17A

( )

( )

POS

( )

(POS)

(POS)

( )

,

**11**

( )

2017 8 25

11

			%	%
			<b>100</b>	<b>100</b>
			<b>96.32</b>	<b>96.32</b>
			<b>100</b>	<b>100</b>
			<b>100</b>	<b>100</b>
			<b>100</b>	<b>100</b>
<b>ExaDi gm Inc</b>			<b>100</b>	<b>100</b>
			<b>100</b>	<b>100</b>
			<b>100</b>	<b>100</b>
			<b>100</b>	<b>100</b>
			<b>100</b>	<b>100</b>
			<b>60</b>	<b>60</b>

**3**

**1.**


1

“ ”

15 —

2014

2

12

“ ”

15 —

2014

1

2

1 1 12 31

3

1 1 12 31

4

5

1.

- 1)
  - 2)
  - 3)
  - 4)
- 2.

3.



(3)

(4)

**7**

1.

1

2

3

2.

1

2

3

4

5

8 —

8 —

**8**



4

(2)

(3)

1

( )

2

3

(4)



50% 50%

20% 20%

50%

1	1	5.00%
1	2	20.00%
2	3	50.00%
3		100.00%
3	4	100.00%
4	5	100.00%
5		100.00%



4

5

1

2

3

**13**

**14**

1.

1

2

2.

1

2





16

1

1

2

2

		40	5%	2.375%
		5	5%	19.00%
		5	5%	19.00%
POS		5	5%	19.00%

2.

3.

3

4.

**19**

**20**

**21**

**1**

1

2

1

	50	

**23**

1

1

2

	5
	3-5
	10
	5
	5

**24****1****2****3**

**4**

**25**

1.

2.

**26**

1.

2.

2

3

4

5

1

6

3.

4.

5.

**27**

**28**

1.

2.

1

2

1

2

**29**

**1**

1.

1

2.

**2**

1.

1

2.



32

33

1





2015 10 28

,

GF201543000485 2017

15%

2017 15%

**3****1**

	3,474.58	9,702.47
	229,729,885.96	538,624,226.75
	44,561,972.93	37,566,032.80
	274,295,333.47	576,199,962.02

**2**

	74,739.73	
	74,739.73	
	74,739.73	

**3**

---

**4****1**

	79,406,685.00	9,739,046.00
	4,769,688.00	4,000,000.00
	84,176,373.00	13,739,046.00

**2**

--	--

**3**


	245.60		38.37		07.23	,853.59		0.64		2.95
	376,402, 245.60	100.00%	33,651,3 38.37	8.94%	342,750,9 07.23	306,253 ,853.59	100.00%	29,448,92 0.64	9.62%	276,804,93 2.95

1			
1		322,870,207.02	16,143,529.48
			5.00%

		2,774,830.00			
	--	2,774,830.00	--	--	--

4

		51,343,803.00	1	13.64%
		6,391,734.00	1-2	1.70%
		189,980.30	2-3	0.05%
		36,704,108.00	1	9.75%
		533,760.00	1-2	0.14%
		36,159,849.00	1	9.61%
		31,979,122.00	1	8.50%
		30,643,370.00	1	8.14%
		193,945,726.30		51.53%

5

6

2

		2,000,000.00	1		15.53%
		1,479,208.80	1		11.49%
		966,354.70	1		7.51%
		606,601.98	1		4.71%
		574,638.18	1		4.46%
		5,626,803.66			43.71%

7

1

	777,502.37	433,364.32
	777,502.37	433,364.32

2

--	--	--	--	--

8

1

( )		
-----	--	--

2

1

( )				
-----	--	--	--	--

**9**

**1**



---

	1,000,000.00	
	375,000.00	
	1,375,000.00	--

**3**

--	--

--	--	--	--

		500,000.00	3	2.17%	500,000.00
		481,867.26	2-3	2.09%	240,933.63
	--	12,678,347.26	--	55.04%	2,647,281.63

6

--	--	--	--	--

7

8

10

1

	64,281,355.31	826,183.43	63,455,171.88	30,976,151.35	833,800.93	30,142,350.42
	8,888,372.31		8,888,372.31	3,706,404.06		3,706,404.06
	36,526,829.22	1,980,345.24	34,546,483.98	20,107,907.05	1,980,345.24	18,127,561.81
	18,495,039.96		18,495,039.96	11,123,220.41		11,123,220.41
	82,245,718.90	3,645,036.52	78,600,682.38	62,617,444.09	3,646,662.52	58,970,781.57
	39,602,622.92	616,225.13	38,986,397.79	38,851,258.63	616,225.13	38,235,033.50
	250,039,938.62	7,067,790.32	242,972,148.30	167,382,385.59	7,077,033.82	160,305,351.77

4 —

1 —

5 —

2





4





19

1

				POS		
	388,804,536.60	2,647,527.18	6,725,486.28	6,359,187.81	28,718,266.14	433,255,004.01
1.	388,804,536.60	2,647,527.18	6,725,486.28	6,359,187.81	28,718,266.14	433,255,004.01
2.			24,448.81	378,621.99	1,928,755.67	2,331,826.47
1			24,448.81		1,928,755.67	1,953,204.48
2						
3						
(4)				378,621.99		378,621.99

1.						
2.						
1						
3.						
1						
4.						
1.	379,085,165.82	651,958.76	870,669.95	1,469,617.84	12,251,604.73	394,329,017.10
2.	383,821,800.91	805,951.10	1,049,002.76	4,653,876.19	12,388,184.22	402,718,815.18

2

--	--	--	--	--	--

3

--	--	--	--	--

4

--	--

5

	17,434,078.05	

20

1


2

--	--	--	--	--	--	--	--	--	--	--	--	--	--

3

--	--	--	--	--	--	--	--	--

21

--	--	--	--	--	--

2

24


25

1



---

1						





---

	102,206.14	110,772.42	39,605.85		173,372.71
	8,256,061.95	691,147.53	1,712,357.17		7,234,852.31

29 /

1


	9,953,378.20	20,708,494.05
	18,044,475.06	20,464,737.30
	70,887,709.72	83,005,881.99

5

--	--	--	--

30

		824,850.00
		824,850.00

31

1

		16,000,000.00
	744,983.55	1,179,084.73
	744,983.55	17,179,084.73

2

--	--	--

33

34

	30,116,742.76	1,325,908.33
	129,779,005.14	105,363,953.99
	159,895,747.90	106,689,862.32

35

1

	175,536,087.92	118,751,202.94
	5,222,419.91	15,300,953.24
	180,758,507.83	134,052,156.18

2

1

--	--	--

36

1

	12,635,188.74	24,370,796.68
	528,879.19	152,715.90

---

		1,800.00
	13,164,067.93	

	34,343,849.66	99,656,527.92	129,839,911.27	4,160,466.32
--	---------------	---------------	----------------	--------------

3

1	154,000.00	3,274,315.06	3,316,315.06	112,000.00
2	11,000.00	162,039.86	169,039.86	4,000.00
	165,000.00	3,436,354.92	3,485,354.92	116,000.00

38

	3,215,218.89	5,625,004.03
	684,246.51	9,423,739.14
	962,266.18	2,358,944.01
	300,787.63	361,638.58
	174,578.98	258,972.73
	1,104,038.15	1,139,048.77
	6,441,136.34	19,167,347.26

39

	4,977,777.83	16,177,777.81
	4,977,777.83	16,177,777.81

--	--	--

40

--	--	--

1

41

1

	250,000,000.00	400,000,000.00
	16,446,820.76	50,043,765.53
	3,272,483.44	2,175,949.83
	269,719,304.20	452,219,715.36

2

1

--	--	--

42

--	--	--

43

	20,000,000.00	20,000,000.00
	20,000,000.00	20,000,000.00

44

--	--	--

--	--	--	--	--	--	--	--	--	--	--	--	--

45

1

	60,000,000.00	70,000,000.00
	60,000,000.00	70,000,000.00

46

1

	397,725,682.52	397,154,334.33
	397,725,682.52	397,154,334.33

2

16	400,000,0	2016	4		396,400,0	397,154,3			571,348.1		397,725.6
112379	00.00	15	3		00.00	34.33			9		82.52

3

4



**50**

--	--	--	--

**51**

--	--	--	--	--	--

--	--

	5,210,166.67			1,211,666.68	3,998,499.99	
	0.00	4,405,077.00		110,126.88	4,294,950.12	
	0.00	750,000.00		1,599.15	748,400.85	
	0.00	800,000.00		800,000.00	0.00	
-	0.00	1,000,000.00	1,000,000.00	0.00	0.00	
2016	0.00	80,000.00	80,000.00	0.00	0.00	

--	--	--

56



57



**60**

	526,534,530.51	400,028,473.46
	31,108,697.22	34,353,389.04
	14,128,708.50	11,551,068.00
	543,514,519.23	422,830,794.50

- 1)
- 2)
- 3)
- 4)
- 5)

**61**


“ ” “ ”

63

	17,646,732.10	17,183,003.94
	948,506.60	3,093,934.68
	3,008,144.90	2,933,472.85
	6,432,353.49	5,162,629.34
	7,801,153.27	5,971,998.19

	-1,833,439.12	-1,675,980.07
	180,989.28	344,132.56
	-142,437.37	39,254.59
	14,175,406.29	13,086,511.64
	12,380,519.08	11,793,918.72

66

	6,102,467.47	7,882,455.85
	-1,626.01	
	6,100,841.46	7,882,455.85

67

	74,739.73	
	74,739.73	

68

	-3,723,214.01	-1,827,916.11

---

	16 779 554 17	

	236,910.34	265,169.01	236,910.34
	236,910.34	265,169.01	236,910.34
	100,140.41	163,230.18	100,140.41
	333,870.70		333,870.70
	670,921.45	428,399.19	670,921.45

72

1

	1,454,939.46	694,169.90
	349,965.95	195,805.52
	1,804,905.41	889,975.42

2

	33,553,301.15
/	8,388,325.29
	-7,582,482.17
	999,062.29
	1,804,905.41

73

74

1

---

	1,373,945.28	1,435,132.09
	9,880,000.00	920,000.00
	2,227,817.58	5,744,016.77
	13,481,762.86	8,099,148.86

		246,858.47
	800,000.00	
	800,000.00	246,858.47

6

	28,088,304.76	100,117,031.36
	2,400,000.00	2,720,000.00
		3,600,000.00
	30,488,304.76	106,437,031.36

75

1

1	--	--
	31,748,395.74	34,807,966.77
	6,100,841.46	7,882,455.85
	6,561,226.31	5,254,897.20
	885,541.43	886,713.84
	1,642,131.13	1,309,295.36
“ ”	236,910.34	265,169.01
“ ”	-74,739.73	
“ ”	14,705,499.75	8,534,130.85
“ ”	-47,276,785.99	1,374,205.15
“ ”	465,015.98	1,138,172.73
“ ”	-1,066,797.83	-942,367.20

---


“ ”	-78,036,976.42	-2,690,944.55
“ ”	-54,436,636.76	-984,761,736.87



80

1

1




5


6

2


1



2



3



3

4

5

6

1

1

				100.00%		
				96.32%		
				100.00%		
			POS	100.00%		
				100.00%		
ExaDigm,Inc			POS	100.00%		
					100.00%	
				100.00%		
					60.00%	

					100.00%	
					100.00%	

2

	3.68%	639,698.52	0.00	21,796,194.25

3




3

	/	/

|

**1**

	--	--	--	--

2

3

4

5

6

7

+

	5%
--	----

**5**

**1**

/



**4**

--	--	--	--	--

--	--	--	--	--

**5**




2

--	--	--	--

7

8

1



5

1

4

“ ”

2015 ( )

“ ”

2017 6 30

2

1

1

1,364,000.00

2017 01

	2,500	2,500		
	50,000			
	100%			

2

3

4

1

1

--	--	--	--	--

2

--	--	--	--

2

3

1

2

4

5

--	--	--	--	--

8

1

1

	104,600,932.58	100.00%	5,178,763.57	4.95%	99,422,169.01	113,366,412.95	100.00%	2,963,731.15	2.61%	110,402,681.80
	104,600,932.58		5,178,763.57		99,422,169.01	113,366,412.95	100.00%	2,963,731.15	2.61%	110,402,681.80

1			
1	65,677,248.02	3,283,862.40	5.00%
1 2	9,474,505.85	1,894,901.17	20.00%
	75,151,753.87	5,178,763.57	6.89%

29,449,178.71

0

2

2,215,032.42

0.00

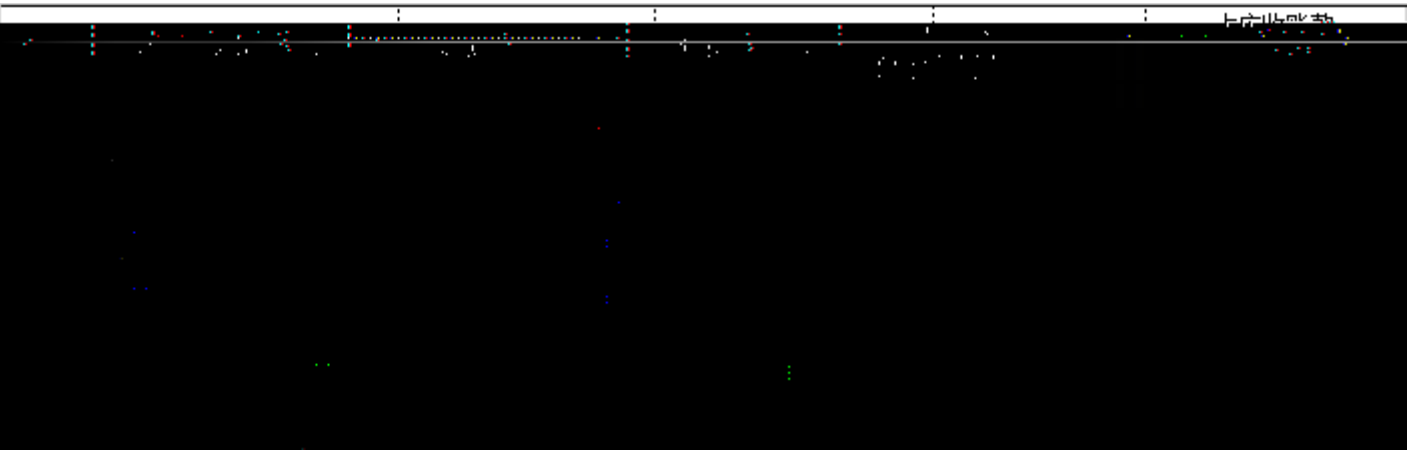
--	--	--

3

--	--

--	--	--	--	--	--

4



5

6

2

1


	18,316,9	100.00%	3,136,52	17.12%	15,180,43	47,046,	100.00%	4,384,384	9.32%	42,661,909.





7

8





3

1

2

3

4

