



2013

2014-051

2014 04

.....	2
.....	5
.....	7
.....	10
.....	33
.....	43
.....	48
.....	53
.....	55
.....	137

	2001 07 31		4403012070860	440301731102852	73110285-2
	2008 04 25		440301103074776	440301731102852	73110285-2
	2008 07 18		440301103074776	440301731102852	73110285-2
	2010 11 03		440301103074776	440301731102852	73110285-2
	2011 07 31		440301103074776	440301731102852	73110285-2



1

	54,940,058.49	60,160,444.91	1,033,002,391.82	983,777,333.33

2

	54,940,058.49	60,160,444.91	1,033,002,391.82	983,777,333.33

3

	2013	2012	2011	
	9,613,916.23	-23,972.02		
	550,500.00	4,417,500.00	2,054,085.00	
	-109,670.13	-439,265.70	-70,353.04	
	-163.37	20,575.00	308,834.79	
	10,054,909.47	3,933,687.28	1,674,897.17	--

1 —

1 —

1

100%

2014 2
37,735,849

18,867,924

2.8

NBA

NBA

2

2013

4,300.76

19,736.12

21.79%

2014

3

4

2009

2013 3 28

2014

5

1

2013

	2013			2013	
257.83	1075.16	27.40%	29.46%		
	5,494.01	49,917.78	0.83%	2,231.06	41.70%
		8.68%			

2)

3)

	2013	2012	
	499,177,767.74	495,075,044.67	0.83%

, ,

/		2013	2012	%
		777,441	748,230	3.9%

21,379,896.78		6.92%	18,841,362.08
89,075,911.40		100%	293,688,072.41

	2013	2012	%
	76,460,971.07	75,653,382.18	



	16,420,000.00	5,240,000.00	213.36%
	75,031,038.28	27,161,799.69	176.24%
	-58,611,038.28	-21,921,799.69	-167.36%
	15,618,641.52	73,379,942.10	-78.72%
	5,715,000.00	71,058,019.36	-91.96%
	9,903,641.52	2,321,922.74	326.53%
	-13,378,255.74	-58,328,884.62	77.06%

30%

% 191.23% ,

&" 213.36% ,

' " 176.24% ,

2013

POS

2013

2013

2013

2013

76,757,353.10

2012

1.94

2013

					35,405,633.76
					25,736,051.28
					19,145,876.92
					4,067,071.55
					498,376,442.74

2) 10%

			(%)	%
	498,376,442.74	309,075,911.40	37.98%	0.82
POS	477,134,982.20	304,945,722.24	36.09%	0.34
	149,133,533.76	90,342,158.92	39.42%	-22.29
	89,831,793.50	56,535,452.63	37.07%	-14.03
	102,059,465.18	62,527,125.79	38.73%	21.68
	72,997,016.79	45,730,732.84	37.35%	40.51

3)

3

3

1)

	2013	2012		%	
		%	%		
	683,052,556.30	54.52%	701,383,709.54	57.26%	-2.74%
	182,477,850.98	14.56%	196,696,956.51	16.06%	-1.5%
	114,059,740.80	9.1%	138,234,413.14	11.29%	-2.19%
	25,183,414.22	2.01%	7,006,212.95	0.57%	1.44%
	20,644,745.93	1.65%	21,624,244.20	1.77%	-0.12%

, 82 79.46 0.48001 20.1 ref56.466 79.46 57.72 514 79.4

	73,749,092.60	5.89%	17,512,551.40	1.43%	4.46%	
--	---------------	-------	---------------	-------	-------	--

2)

3)

4**5**

1)

2010	64,633.49	41,016.4	2013	12	31	
26,391.03						2,447.31
						10,946.24
		15,200				


3)

	((1)		(2)	(%)(3) (2)/(1)					
)										

1.

	<p style="text-align: center;">“ ”</p> <p style="text-align: center;">2</p> <p style="text-align: right;">197</p> <p style="text-align: center;">2 “ ”</p> <p style="text-align: center;">“ 0.7 R 1.2 30% 15 45%”</p> <p style="text-align: center;">“ 0.7 R 1.2 30% 10 45%”</p> <p style="text-align: center;">2012 4 26 2011</p> <p style="text-align: center;">“ ”</p>
	<p style="text-align: center;">“ ” “ ”</p> <p style="text-align: center;">2</p> <p style="text-align: center;">2012 8 27 2012</p> <p style="text-align: center;">“ ”</p> <p style="text-align: right;">1</p>

#



8)

9)

6

							()	()	
		...			291,131,34	253,065,34		1,658,319	16,598,674.4
					9.99	6.71		.50	2

	2009 4 24	1,300		
	2013 12 31	65,068,078.49	59,519,686.86 ,	260.63% 313.46%
2013	47,933,923.16	262.14%	40,713,360.72 ,	6,008.72%;
45,124,012.29	1,638.68%			
3		“	”	
	2009 6 8	300		“ ”
	2013 12 31	1,562,810.48	1,028,093.19	22.22% 30.02%
2013	63,611.85	37.98%;	-438,563.76 ,	15.39%;
-441,125.61	8.90%			
4		“	”	
	2011 8 23	27,806	26,606	
“	”	“	”	
			94.6%	5.4%
	2013 12 31	272,227,316.47	264,944,387.26	1.32% 0.35%
2013	0	-918,954.13 ,	2,103.77%	
5		“	”	
	1999 6 2	1052.6316		POS
	2013 1 11			
80%	20%			
	2013 12 31	72,561,257.51 ,	50,176,689.82 ,2013	30,969,836.36 ,
10,842,303.81				
7				

1
1

	5.9	4.64				CNNIC		
				2012	12		2012	12
				33.2%	32.3%	24.8%		
2.42		42.9%	2011			4,807		24.8%

6.59%	8.92%	16.74	9.64	212.86%	317.56%	2013
	153.38	9.22		56.06%	48.57%	”

2

3

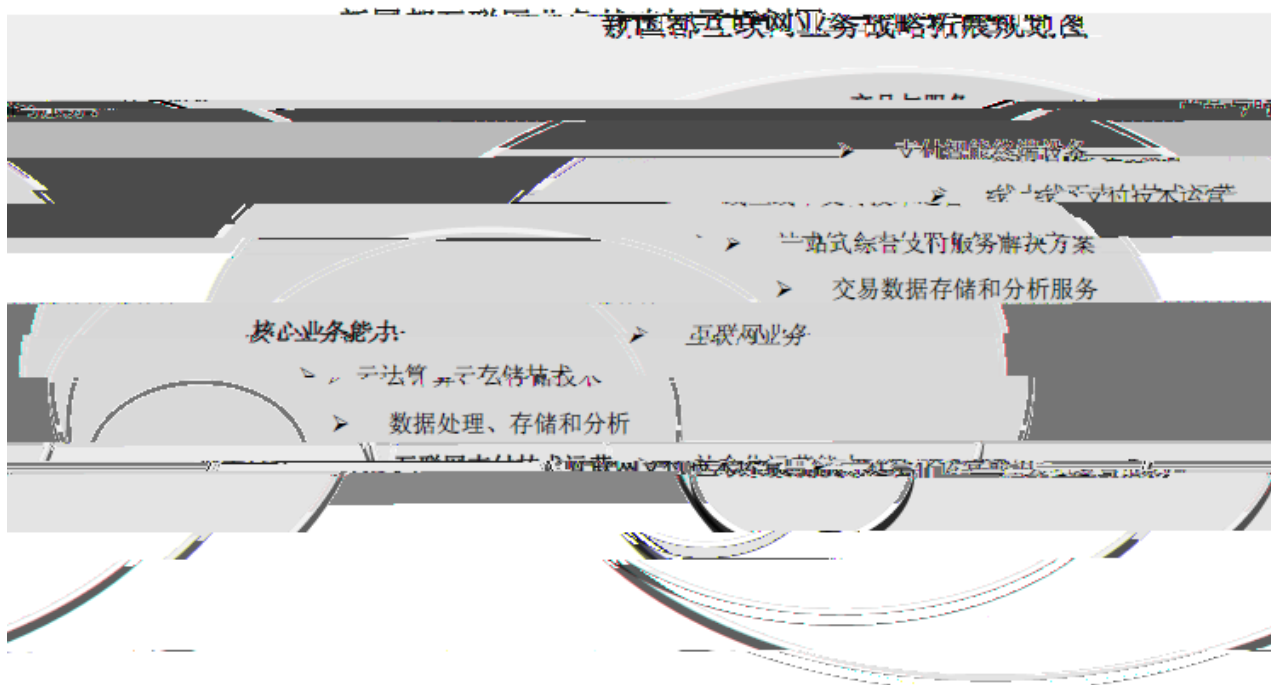
“ ” “ ”

2

2

1

1 “ ”



“ ” “ ”

2011

S-POS

POS

2009

POS

POS

2

,

2014 2

“ ”

2 2014

2014

1

2014

“IBM

”

2

2014

3

2014

4

KPI

5

2014

3

1 100%

2014 2
37,735,849

18,867,924 2.8

NBA

NBA

2

2013 4,300.76 19,736.12

21.79%

2014

3

4

2009

2013 3 28

2014

5

3

1

1

2

3

4

2

1

x

18,867,924

2.8

“ ”

2012

2012 -2014

10%

2013 4 26
10

2012
0.5

2012
,
2013 5 16

571.5

114,300,000

2012

10		0
10		1.00
10		0
		114,300,000
		11,430,000.00
		88,124,816.91
		100%
10%		
114,300,000	10	1.00

3

1.2012	4	26	2011	2011	2011	12	31	11,430
			10	1.00	1,143			
2.2013	4	26	2012	2012			11,430	
			10	0.5	, 571.5			
3.			2013	11,430		10		1.00
				1,143		2013		

1

2

3

2013 11 28					
2013 12 04					

1

			2	3	4	(%)			5	
	20%	2,000			216	3.94%			2013 01 11	www.cninfo.com.cn

1.2012 12 10

2000

20%

2014 1 11

20%

2.2014 2 20

2

					3								
						(%)							
	49%	2013 3 8	1,300	0		16.59%						2013 03 08	www.cn info.co m.cn

49%

1,300 2013 3 8
2013 4 1,300

3

4

2014 2 21

www.cninfo.com.cn

2014

1

2

3

4

5

1

1

10%

2

10%

3

10%

2

3

1

2


3


4


1

5%

			2010 09 30		








--	--	--	--	--	--

2013



	45

2

	540,000			540,000		--
	38,070,000			38,070,000		2014-10-18
	12,690,000	12,690,000		0		--
	540,000			540,000		--
	810,000			810,000		--
	12,690,000	3,172,500		9,517,500		

ø

#

...

-

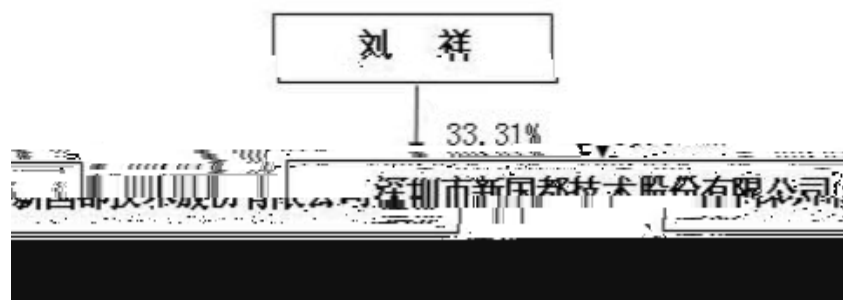
			0				
		11.1%	12,690,000		0	12,690,000	
			0			0	
		0.94%	1,080,000		810,000	270,000	
		0.94%	1,080,000		0	1,080,000	
		0.87%	990,000		0	990,000	
		0.77%	885,000		0	885,000	
		0.67%	767,553		0	767,553	
		0.66%	750,000		0	750,000	
		0.59%	675,000	-225,000	675,000	0	
10							
						12,690,000	12,690,000
						3,172,500	3,172,500
						1,080,000	1,080,000
						990,000	990,000
						885,000	885,000
						767,553	767,553
						750,000	750,000
						495,402	495,402
						450,000	450,000
						436,000	436,000
1							
10							
10							
10							

2

5		
10		

3

5		
10		



4 10%

5 10

--	--	--	--	--

38,070,000 2014 10 18

			38		1,080,000	0	0	1,080,000					
			38		0	0	0	0					
			45		720,000	0	180,000	540,000					
	--	--	--	--	54,900,000	0	765,000	54,135,000	0	0	0	0	--

2

5

1

47

2001

43

MBA

51

45

41

2007

46

47

45

46

2

56

38

38

3

47

		2007 08 08		
		2005 10 18		
		1998 08 28		
		2007 06 13		
		2007 02 22		

%	43.29	17.12	8.85	30.74	100.00
---	-------	-------	------	-------	--------

	30	30—40	40—50	50	
	759	213	49	7	1028
%	73.83	20.72	4.77	0.68	100.00

1

2

3

9

4

		www.cninfo.com.cn	
--	--	-------------------	--

2

2013	2013 08 22	www.cninfo.com.cn	2013 08 22

	2013 03 08	www.cninfo.com.cn	2013 03 11
	2013 03 28	www.cninfo.com.cn	2013 03 30
	2013 04 24		
	2013 07 31	www.cninfo.com.cn	2013 08 02
	2013 10 23	www.cninfo.com.cn	2013 10 24
	2013 12 30	www.cninfo.com.cn	2014 01 03

2010 12 15

1

	683,052,556.30	701,383,709.54
	75,753,289.04	60,867,821.00
	182,477,850.98	196,696,956.51
	3,142,175.68	1,823,562.29
	3,695,225.62	1,811,016.06
	7,580,762.66	9,158,420.99
	114,059,740.80	138,234,413.14
	20,378,488.16	23,319,853.56
	1,090,140,089.24	1,133,295,753.09
	25,183,414.22	7,006,212.95
	20,644,745.93	21,624,244.20
	73,749,092.60	17,512,551.40

	33,293,886.82	33,684,575.52
	3,222,778.31	4,174,930.19
	6,643,043.10	7,583,995.07
	162,736,960.98	91,586,509.33
	1,252,877,050.22	

	12,870,000.00	9,450,000.00
	12,870,000.00	9,450,000.00
	216,942,029.62	238,122,676.79
	114,300,000.00	114,300,000.00
	641,920,393.65	641,920,393.65
	14,194,970.80	12,716,911.13
	262,587,027.37	214,840,028.55
	1,033,002,391.82	983,777,333.33
	2,932,628.78	2,982,252.30
	1,035,935,020.60	986,759,585.63
	1,252,877,050.22	1,224,882,262.42

2

	496,570,432.32	465,943,899.22
	75,295,159.04	60,867,821.00
	182,078,650.98	196,154,629.51



· ·	13,376,307.05	11,640,799.48
· ·	5,939,416.37	6,834,617.92
· ·		
· ·		



	181,716.64	533,057.77
		57,442.07
“ ”	14,128,505.08	18,244,939.03
	-652,091.61	-963,311.45
“ ”	14,780,596.69	19,208,250.48
	--	--
	14,780,596.69	19,208,250.48

5

--	--	--

	325,684,719.84	357,546,435.19
	96,755,361.69	83,275,839.27
	56,756,451.79	63,734,651.28
	85,148,057.20	95,682,221.60
	564,344,590.52	600,239,147.34
	35,329,141.02	-38,725,834.44
	13,000,000.00	
		40,000.00
	3,420,000.00	5,200,000.00
	16,420,000.00	5,240,000.00
	54,679,533.03	24,040,549.69
	20,351,505.25	3,121,250.00
	75,031,038.28	27,161,799.69
	-58,611,038.28	-21,921,799.69

	15,618,641.52	73,379,942.10
	15,618,641.52	73,379,942.10
	5,715,000.00	11,430,000.00
		59,628,019.36
	5,715,000.00	71,058,019.36
	9,903,641.52	2,321,922.74
		-3,173.23
	-13,378,255.74	-58,328,884.62
	684,132,811.94	742,461,696.56
	670,754,556.20	684,132,811.94

· ·	13,000,000.00	
· ·		35,000,000.00
· ·		40,000.00
· ·		

12,716,		214,840,		2,982,252	986,759,58
911.13		028.55		.30	5.63

12,716,		214,840,		2,982,252	986,759,58
911.13		028.55		.30	5.63
1,478,0		47,746,9		-49,623.5	49,175,434
50.67		08.87		7	07

1										
2										
3										
4										
1										
2										
	114,300, 000.00	641,920, 393.65			14,194, 970.80		262,587, 027.37		2,932,628 .78	1,035,935, 020.60

	114,300, 000.00	641,920, 393.65			10,796, 086.08		168,030, 408.69		2,984,504 .06	938,031,39 2.48

1,920,8				-11,430,00	
25.05				0.00	

	114,300,000.00	641,920,393.65			12,716,911.13		80,537,279.89	849,474,584.67
“ ”					1,478,059.67		7,587,537.02	9,065,596.69
							14,780,596.69	14,780,596.69
							14,780,596.69	14,780,596.69
1								
2								
3								
					1,478,059.67		-7,193,059.67	-5,715,000.00
1					1,478,059.67		-1,478,059.67	
2								
3							-5,715,000.00	-5,715,000.00
4								
1								
2								
3								
4								
1								
2								
	114,300,000.00	641,920,393.65			14,194,970.80		88,124,816.91	858,540,181.36

	114,300,00	641,920,39			10,796,086		74,679,854	841,696,33
	0.00	3.65			.08		.46	4.19
..								
.....								
.....								
	114,300,00	641,920,39			10,796,086		74,679,854	841,696,33
	0.00	3.65			.08		.46	4.19
“ ”					1,920,825.		5,857,425.	7,778,250.
					05		43	48
							19,208,250	19,208,250
								.48

1									
2									

	160	3.3684%
	100	2.1053%
	80	1.6842%
	60	1.2632%
	60	1.2632%
	60	1.2632%
	50	1.0526%
	50	1.0526%
	50	1.0526%
	50	1.0526%
	50	1.0526%
	50	1.0526%
	50	1.0526%
	50	1.0526%
	40	0.8421%
	40	0.8421%
	40	0.8421%
	40	0.8421%
	40	0.8421%
	35	0.7368%
	30	0.6316%
	20	0.4211%
	20	0.4211%
	20	0.4211%
	20	0.4211%
	10	0.2105%
	4,750	100%

[2010]1292

2010 10 8 (A) 1,600 1.00 43.33
2010 10 13 69,328.00 46,945,065.67 646,334,934.33

“ [2010]124 ”

2011 4 21

6,354c80079c0a2804be>T9bD0.0133 Tc<34ff1d5c079c0a28>Tj/TT3 1 T34ff1

(POS)

(POS)

4.

,

1

2006 2 15

38

(“ ”)

15 (2010)

2

3

1 1 12 31

4

5

1

1

2

2

8

9

1

2

”

“

10

1

2

1

2

3

4

5

3

1

2

1
2

4

5

6

1
2
3
4
5
6

7

8

1

50% 50%

20% 20%

50%

2

7

11

1

	100

2



3	100%	100%
3 4	100%	100%
4 5	100%	100%
5	100%	100%

3

12

1

2

3

4

5

3

4

14

15

1

1

2

2

2

1

3

4

5

3

CE

3

3

4

18

19

20

1

1

2

2

	50	
	5	

3

4

5

6

1

2

3

4

5

21

22

23

1

2

24

1

2

3

28

1

2

29

1

1

2

2

1

2

3

30

1

2

31

32

33

1

2

34

1

2

35

1

		17% 6%

,

	(2011)303	2012 6 15	10,800.00
13,800.00			[2012] 193
2012 5 21			15,000.00
12,806.00			27,806.00
26,306.00			26,606.00
			[2012] 314

1

								(%)	(%)				
				11,000		110,000,000.00		100%	100%				
				1,300		13,000,000.00		100%	100%				

				300		3,000,000.00		100%	100%				
				27,806		263,060,000.00		94.6%	94.6%			2,953,385.03	

--	--	--	--	--	--	--	--	--	--	--	--	--	--

2

3

2

3

4

5

6

7

8

9

10

1

:	--	--	153,107.24	--	--	70,718.69
	--	--	153,107.24	--	--	70,718.69
	--	--	670,601,448.96	--	--	684,062,093.25
	--	--	670,601,448.96	--	--	684,062,093.25
	--	--	12,298,000.10	--	--	17,250,897.60
	--	--	12,298,000.10	--	--	17,250,897.60
	--	--	683,052,556.30	--	--	701,383,709.54

2

3

1

	75,753,289.04	60,867,821.00
	75,753,289.04	60,867,821.00

4

5

1

	1,811,016.06	5,909,853.02	4,025,643.46	3,695,225.62
	1,811,016.06	5,909,853.02	4,025,643.46	3,695,225.62

2

6

1

		(%)		(%)		(%)		(%)
	197,361,17 5.33	100%	14,883,324. 35	7.54%	211,436,2 06.22	100%	14,739,249.7 1	6.97%
	197,361,17 5.33	100%	14,883,324. 35	7.54%	211,436,2 06.22	100%	14,739,249.7 1	6.97%
	197,361,17 5.33	--	14,883,324. 35	--	211,436,2 06.22	--	14,739,249.7 1	--

		(%)		(%)		(%)		(%)

1						
	--	--	--	--	--	--
1	180,181,472.80	91.3%	9,009,073.64	194,694,215.61	92.08%	9,734,710.78
2	11 375,145.17	5.5 %	2,175,029.03	13,065,164.60	6.18%	2,613,032.92
2 3						

	--	131,700,078.92	--	66.74%

7

1

		(%)		

1	2			16,000.00	0.88%
2	3			15,000.00	0.82%
		3,142,175.68	--	1,823,562.29	--

2

		951,193.00	1		
Exadigm, Inc.		351,505.25	1		
		302,672.95	1		
		303,329.60	1		
		118,800.00	1		
	--	2,027,500.80	--	--	--

3

5 5

9

1

	26,249,887.52	684,990.06	25,564,897.46	24,493,903.39	24,493,903.39
	40,485,013.42	803,259.22	39,681,754.20	31,991,317.18	31,991,317.18
	8,139,552.15	362,576.52	7,776,975.63	24,833,202.43	24,833,202.43
	9,606,620.92		9,606,620.92	8,411,978.76	8,411,978.76
	31,988,597.30	559,104.71	31,429,492.59	48,504,011.38	48,504,011.38
	116,469,671.31	2,409,930.51	114,059,740.80	138,234,413.14	138,234,413.14

2

--	--	--	--	--

		684,990.06			

15

1

						(%)	(%)				
		1,250,624 .65	3,884,962 .95	-3,884,96 2.95	0.00	0%	0%				
		20,000,00 0.00	0.00	22,062,16 4.22	22,062,16 4.22	20%	20%				
Exadigm, Inc.		3,121,250 .00	3,121,250 .00	0.00	3,121,250 .00	3.33%	3.33%				
	--	24,371,87 4.65	7,006,212 .95	18,177,20 1.27	25,183,41 4.22	--	--	--			

2013 3 8 ,

49%

1,300.00

2012 12 26

2,000.00

20%

2013 1 11

20%

16

17

1

	38,104,474.59	8,908,289.93	6,511,469.99	40,501,294.53
	975,939.85	1,085,465.00		2,061,404.85
	1,899,779.23	67,253.95		1,967,033.18
	3,632,171.05	437,223.65		4,069,394.70

POS	17,372,095.36		6,511,690.57	1,444,269.99	22,439,515.94
	14,224,489.10		806,656.76	5,067,200.00	9,963,945.86
--					
	16,480,230.39		4,405,206.80	1,028,888.59	19,856,548.60
	69,565.14		50,675.21		120,240.35
	662,294.10		276,197.45		938,491.55
	1,756,445.85		517,320.26		2,273,766.11
POS	10,465,070.99		1,342,129.37	530,009.41	11,277,190.95
	3,526,854.31		2,218,884.51	498,879.18	5,246,859.64
--			--		
	21,624,244.20		--		20,644,745.93
	906,374.71		--		1,941,164.50
	1,237,485.13		--		1,028,541.63
	1,875,725.20		--		1,795,628.59
POS	6,907,024.37		--		11,162,324.99
	10,697,634.79		--		4,717,086.22
POS			--		
			--		

	73,749,092.60	17,512,551.40		17,512,551.40
	73,749,092.60	17,512,551.40		17,512,551.40

	(%)				(%)	
	26.52%	26.52%				73,749,092.60
	--	--			--	17,512,551.40

	36,119,559.34

	1,627,812.01	276,868.06		1,904,680.07
	33,684,575.52	-390,688.70		33,293,886.82
	32,056,763.51	-667,556.76		31,389,206.75
	1,627,812.01	276,868.06		1,904,680.07

1,102,610.00

24

25

	2,689,666.19		766,493.88		1,923,172.31
	1,485,264.00		185,658.00		1,299,606.00
	4,174,930.19		952,151.88		3,222,778.31
					--

26

1

	2,771,387.97	2,360,623.92
	1,727,000.00	1,363,750.00
	2,144,655.13	3,859,621.15
	6,643,043.10	7,583,995.07

	59,842.30

2-3	102,844.87	55,368.80
3	53,170.42	
	74,123,765.00	53,356,142.23

2**5****5****33****1**

1	38,599,137.46	65,039,691.91
1-2	6,789,384.73	2,023,767.13
2-3	765,655.98	378,109.73
3	135,564.65	6,589.73
	46,289,742.82	67,448,158.50

2

		736,976.61	736,976.61	
	15,987,908.63	97,780,540.88	96,755,361.69	17,013,087.82

35

		7,739,653.45	12,527,712.71
		476.40	8,905,216.88
		295,323.44	179,605.41
		506,162.60	843,018.00
		361,550.07	602,161.06
		8,965.31	14,168.24
		176,681.52	207,262.76
		9,088,812.79	23,279,145.06

36

37

38

1

1		7,640,676.36	3,087,705.95
1-2		732,199.43	133,115.60
2-3			27,263.00
3			42,394.00
		8,372,875.79	3,290,478.55

2

5 5

39

--	--	--	--	--

	!!!	'\$\$\$\$' \$\$!!!	!!!	'\$\$\$\$' \$\$		%
--	-----	-----------------	-----	-----	-----------------	--	---

, \$" \$\$

- &\$%&

&\$%& %&

(\$" \$\$

%\$ &\$%

%&\$" \$\$

%%

&\$%&

' \$\$z\$\$\$\$" \$\$

%&

%+z) \$" \$\$

%

' &z\$\$\$\$" \$\$

%/

, \$z\$\$\$\$" \$\$

%)

%*z* \$" \$\$

%*

%/z(\$" \$\$

%+

%\$z\$\$\$\$" \$\$

%

&\$%&

&\$z\$\$\$\$" \$\$

%

(&z\$\$\$\$" \$\$

&\$

dcg

%z) \$\$z\$\$\$\$" \$\$

	641,920,393.65			641,920,393.65
--	----------------	--	--	----------------

51

	12,716,911.13	1,478,059.67		14,194,970.80
	12,716,911.13	1,478,059.67		14,194,970.80

52**53**

--	--	--

	49,079,118.73	9.83%
	47,046,728.21	9.42%

	5,757,044.43	5,580,774.95
	2,023,089.05	2,685,240.64
	422,852.72	1,237,004.86
	76,460,971.07	75,653,382.18

58

	76,757,353.10	66,553,514.04
	16,956,901.55	14,829,433.01
	4,729,546.15	4,271,174.26
	770,043.42	1,305,231.72
	559,847.07	769,591.84
	3,488,911.71	1,548,393.47
	791,632.21	562,833.90
	5,089,954.45	

	11,283,497.81	630,781.50
--	---------------	------------

2**3**

	2,168,460.76		
	2,168,460.76		--

62

	1,162,208.24	6,367,195.57

63**1**

--	--	--

			/	
	17,500.00			
	32,000.00			
	80,000.00			
	106,600.00			
	14,400.00			
	100,000.00			
2010		300,000.00		
2012 2		4,800.00		
		2,000,000.00		
		1,500,000.00		

64

		23,972.02	
		23,972.02	
	162,077.36		162,077.36
		356,736.03	
	20,938.79	118,879.67	20,938.79
	183,016.15	499,587.72	183,016.15

65

	767,711.83	11,146,454.34
	940,951.97	-3,193,407.21
	1,708,663.80	7,953,047.13

66

	4	114,300,000.00	114,300,000.00
	5	---	---
	6	---	---
	7	---	---
	8	---	---
	9	---	---
	10	---	---
	11	12	12
	12=4+5+6×7 ÷11-8×9÷11-10	114,300,000.00	114,300,000.00
	13	114,300,000.00	114,300,000.00
	14=1÷13	0.48	0.53
	15=3÷12	0.39	0.49
	16	---	---
	17	---	---
	18	---	---
	19	---	---
	20=[1+(16-18)× (100%-17)]÷(12+19)	0.48	0.53
	21=[3+(16-18) ×(100%-17)]÷(12+19)	0.39	0.49

1

$$=P0 \div S$$

$$S = S0 \quad S1 \quad Si \times Mi \div M0 - Sj \times Mj \div M0 - Sk$$

S1

67

68

1

	6,302,919.03
	2,515,314.42
	550,500.00
	74,878.85
	9,443,612.30

2

	8,214,361.79
	76,784,110.69
	149,584.72

	10,665,744.02
	15,618,641.52

69

1

1	--	--
	54,890,434.97	60,158,193.15
	3,572,138.75	6,367,195.57
	4,405,206.80	3,696,526.12
	1,102,610.00	909,858.91
	952,151.88	601,878.82
“ ”	-498,879.18	23,972.02
“ ”	-12,549,953.58	-18,379,258.43
“ ”	-11,283,497.81	-630,781.50
“ ”	940,951.97	-3,193,407.21
“ ”	21,764,741.83	-37,182,805.02
“ ”	1,325,959.56	-78,013,261.20
“ ”	-29,292,724.17	26,916,054.33
	35,329,141.02	-38,725,834.44
2	--	--
3	--	--
	670,754,556.20	684,132,811.94
	684,132,811.94	742,461,696.56
	-13,378,255.74	-58,328,884.62

2

3

--	--	--



670,754,556.20

684,132,811.94

					10,526,316.00	20%	20%		71520338-9

4

		27932635-7

5

1

				%		%
	POS		1,475,316.24	0.31%		

		1,821,120.00	105,306.00	6,161,000.00	308,050.00
--	--	--------------	------------	--------------	------------

1

2013 12 31

2

2013 12 31

2013 12 31

1

1

				6.97%

	196,877,975.33	99.97	14,859,164.35	7.55%	210,802,346.22	99.97%
--	----------------	-------	---------------	-------	----------------	--------

2	3	5,210,671.36	2.65%	2,605,335.68	2,570,640.00	1.22%	1,285,320.01
3		1,093,886.00	0.56%	1,093,886.00	1,106,186.00	0.52%	

6

				(%)
			59,840.00	0.03%

1						
	--	--	--	--	--	--
1	2,341,071.36	24.44%	117,053.57	5,987,122.66	67.18%	299,356.13
1 2	2,400,580.22	25.06%	480,116.04	500,559.72	5.62%	100,111.94
2 3	178,275.00	1.86%	89,137.50	182,374.41	2.05%	91,187.21
3	249,541.39	2.6%	249,541.39	159,454.00	1.79%	159,454.00
	5,169,467.97	--	935,848.50	6,829,510.79	--	650,109.28

				(%)
			1,852,543.52	19.34%
			659,842.05	6.89%
		--	2,512,385.57	26.23%



497,767,043.71

493,174,169.91



19,145,876.92

17,345,608.47

	2,062,164.22		

	9,613,916.23	
	550,500.00	
	-109,670.13	
	-163.37	
	10,054,909.47	--

2

1

	54,940,058.49	60,160,444.91	1,033,002,391.82	983,777,333.33

2

	54,940,058.49	60,160,444.91	1,033,002,391.82	983,777,333.33

3

	%		
	5.45%	0.48	0.48
	4.46%	0.39	0.39

4

	182,477,850.98	196,696,956.51	7.23%	

2013